



Recycled
Content:
25%

Code Compliant Armstrong Seismic Rx[™] Suspension Systems ICC-ESR-1308

Armstrong Seismic Rx Suspension System Saves Time and Money

IBC Category C:

- Easier to square the system by installing tight to adjacent walls
- Tighter, more secure installation
- Eliminate stabilizer bars

IBC Category D, E, F:

- Reduce material costs by using 7/8" molding
- Eliminate stabilizer bars
- Eliminate installation hassles from 2" wall molding

ICC-ES Recognizes the Armstrong Seismic Rx Suspension System as a Code Compliant Solution

The independent and expert evaluation and confirmation by ICC-ES provides the code official with proven evidence supporting the Armstrong Seismic Rx Suspension System as a code-compliant alternative design to current IBC requirements.

ESR-1308 Lists Specific Components and Method of Installation

The performance of the *Armstrong Seismic Rx Suspension System* is based on a specific combination of components and method of installation. ***Other manufacturer's components and installation methods were not tested and are not covered in this evaluation. Substitution of other components puts the system at risk and is not allowed by this ESR report.***

Components

Select a component from each section (A, B and C).

A. Suspension Systems

- PRELUDE XL 15/16" Exposed Tee System
- PRELUDE XL Fire Guard 15/16" Exposed Tee System
- PRELUDE XL 15/16" Environmental Tee System
- SILHOUETTE XL 1/4" Reveal 9/16" Bolt Slot System
- SILHOUETTE XL 1/8" Reveal 9/16" Bolt Slot System
- SUPRAFINE XL 9/16" Exposed Tee System
- SUPRAFINE XL Fire Guard 9/16" Exposed Tee System
- AL PRELUDE PLUS XL 15/16" Environmental Tee System
- SONATA 9/16" Dimensional Tee System
- INTERLUDE XL 9/16" Dimensional Tee System
- SS PRELUDE PLUS XL 15/16" Environmental Tee System

Design Categories D, E and F

- Heavy-duty
- Heavy-duty
- Heavy-duty
- Heavy-duty
- Heavy-duty
- Heavy-duty
- Heavy-duty

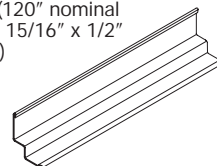
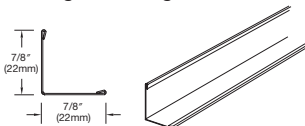
Design Category C

- Intermediate-duty
- Intermediate-duty
- Intermediate-duty
- Intermediate-duty
- Intermediate-duty
- Intermediate-duty
- Intermediate-duty
- Intermediate-duty
- Intermediate-duty
- Intermediate-duty

ALL Design Categories

B. Wall Moldings:

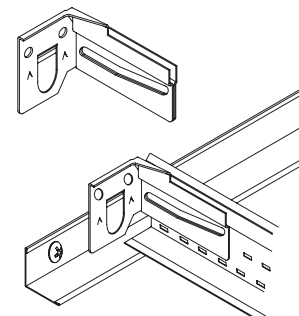
- Hemmed (angle molding) with prefinished exposed flanges.
 - 7800 (144" nominal 7/8" x 7/8" hemmed angle molding)
 - 7802 (120" nominal 7/8" x 7/8" hemmed angle molding)
 - 7803 (144" nominal 7/8" x 7/8" hemmed angle molding)
 - 780036 (144" nominal 7/8" x 7/8" hemmed angle molding)
 - HD7801 (120" nominal 7/8" x 7/8" hemmed angle molding)
 - 7809 (144" nominal 15/16" x 15/16" hemmed angle molding)
- Hemmed (shadow molding) with prefinished exposed flanges.
 - 7823 (120" nominal 2" x 1-1/4" shadow molding, 3/4" reveal)
 - The molding listed below is not specifically covered by ESR-1308 but may be approved by local code official. Test information available upon request from TechLine@armstrong.com.**
 - 7873 (120" nominal 9/16" x 15/16" shadow molding, 3/8" reveal)
 - 7874 (120" nominal 9/16" x 15/16" shadow molding, 1/4" reveal)
 - 7875 (120" nominal 3/4" x 15/16" x 1/2" reveal)



C. Accessories:

- 2" Beam End Retaining Clip Joins main beam or cross tee to wall molding and web of grid with no visible pop rivets.

- BERC2



Please visit www.icc-es.org for a copy of the ESR report.

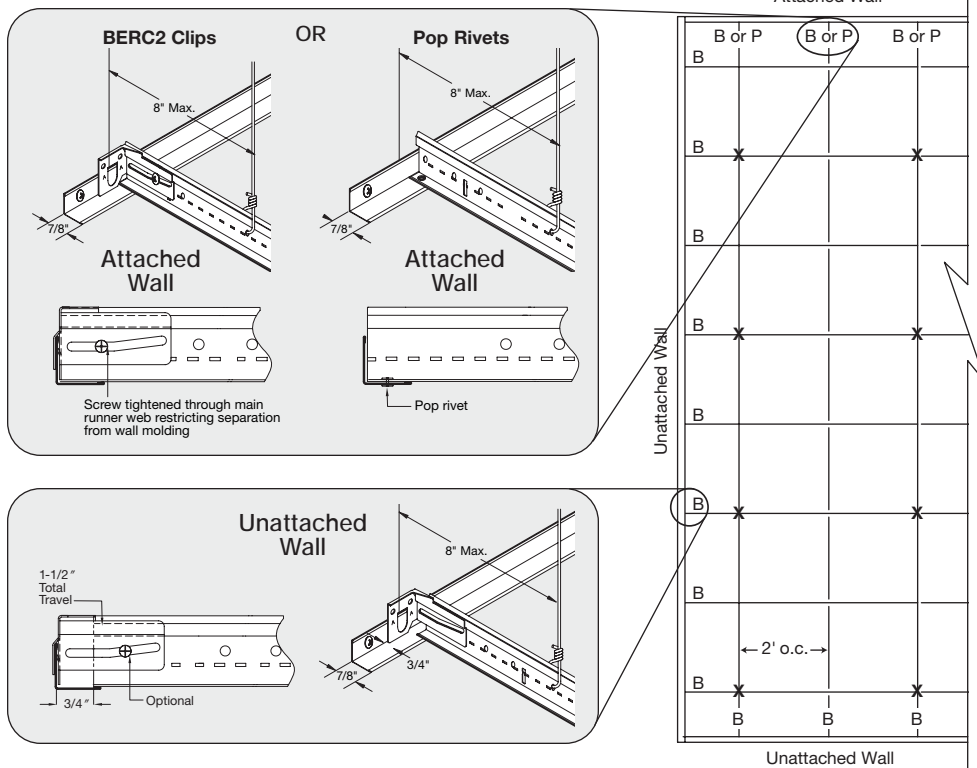
Armstrong Seismic Rx™ Suspension Systems Installation Details



Category D, E, F

- X** Hanger Wire
- B** BERC2 Clip
- P** Pop Rivets

To download CAD drawing details go to armstrong.com/seismic



Category C

- X** Hanger Wire
- B** BERC2 Clip

To download CAD drawing details go to armstrong.com/seismic

